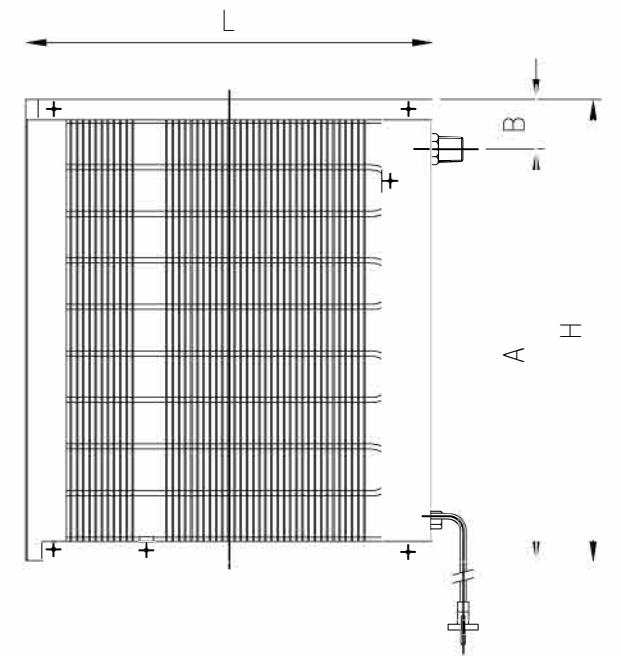
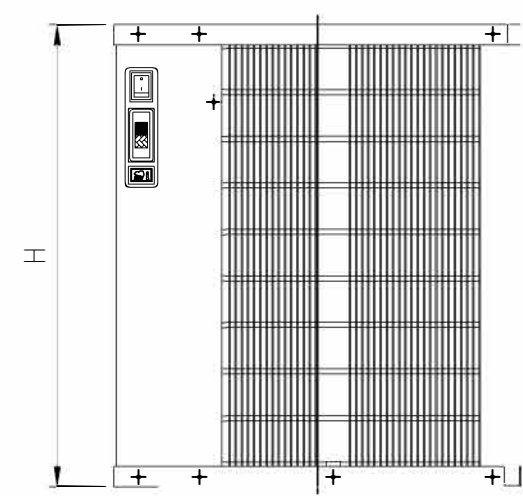
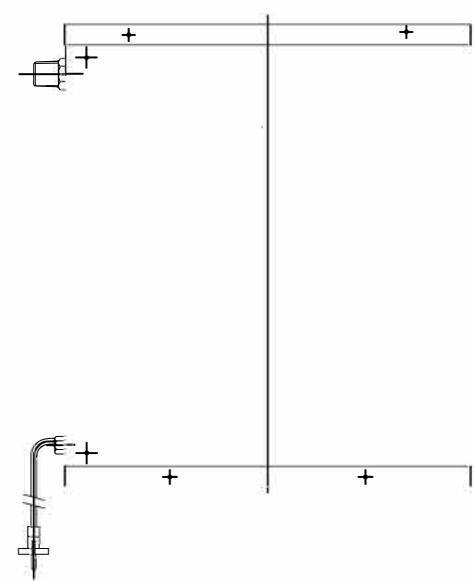
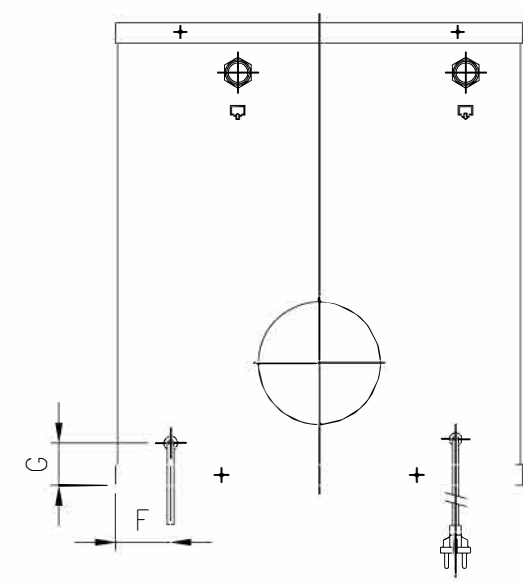
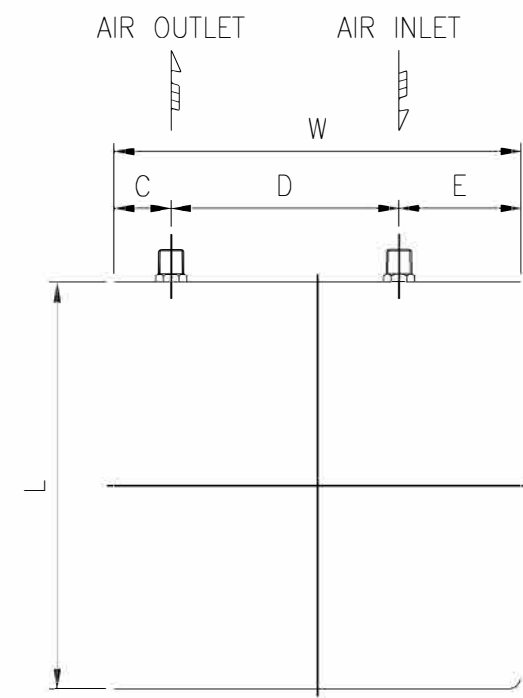


NOTE : PRIMARY DIMENSIONS ARE INCHES AND DIMENSIONS IN BRACES ARE METRIC

MODEL	DIMENSION										INLET/OUTLET <MALE>	INLET AIR FLOW <SCFM>	NET WEIGHT <LBS>	SHIPPING WEIGHT <LBS>
	A	B	C	D	E	F	G	H	L	W				
HG50	19.96 {507}	2.40 {61}	2.76 {70}	11.02 {280}	5.90 {150}	5.31 {135}	2.05 {52}	22.36 {568}	19.68 {500}	19.68 {500}	NPT 3/4"	50	91	113



SERVICE :
COMPRESSED AIR

OPERATING CONDITIONS :

RATED INLET AIR PRESSURE - 100 PSIG
 MAXIMUM INLET AIR PRESSURE - 250 PSIG
 MINIMUM INLET AIR PRESSURE - 30 PSIG
 RATED INLET AIR TEMPERATURE - 100 °F
 MAXIMUM INLET AIR TEMPERATURE - 113 °F
 MINIMUM INLET AIR TEMPERATURE - 40 °F
 RATED AMBIENT AIR TEMPERATURE - 100 °F
 MAXIMUM AMBIENT AIR TEMPERATURE - 113 °F
 MINIMUM AMBIENT AIR TEMPERATURE - 40 °F

SPECIFICATIONS :

ELECTRICALS - 115-1PH-60Hz **A**
 CONDENSER TYPE - STATIC CONDENSER
 REFRIGERANT - HFC-134a (R-134a)
 EXPANSION DEVICE - CONSTANT EXPANSION VALVE
 DRAIN TYPE - ELECTRONIC DRAIN

REV.	DESCRIPTION	BY	DATE	APPROVED
A	ECF-130115-DDB-01	NLC	1/21/13	DDB
REVISION HISTORY (A INDICATES LATEST REVISION)				

UNLESS OTHERWISE SPECIFIED
 DIMENSIONS ARE IN INCHES
 TOL. ON FRACTIONS: ± 1/16
 TOL. ON DECIMALS: ± .030 (2 PLACE)
 TOL. ON DECIMALS: ± .015 (3 PLACE)
 TOL. ON ANGLES: ± .5

THIRD ANGLE PROJECTION

FILER NO.
 DRAWN BY: MPK
 DATE: 05/03/07

CHECKED BY: TJP
 DATE: 05/03/07

APPROVED BY: JRL
 DATE: 05/03/07

A

Deltech®

REFRIGERATED AIR DRYER (STATIC COND)
 GENERAL ARRANGEMENT HG50

SIZE B	DWG. NO. GA03DEL-0029	REV. A
SCALE: NONE	EST. WT.	SHEET 1 OF 1